



KEWATEC
SHIPYARDS

Serecraft W10 FC



Serecraft W10 FC

We have named our commercial boat range Serecraft, in order to emphasize the basic features of our boats. Serecraft implies a vessel that behaves calmly and safely, and will not cause any surprises in use.


Serecraft is based on the experience and knowledge of experienced, professional boat designers in designing seaworthy, steady and durable work boats. The design relies on the latest design standards and international and local regulations for work boats.

Serecraft model series comprises many different boat types, and for most of our projects we have adapted a slogan: "Customized as Standard". We gain true power of global net-working with several design bureaus and can provide a large variety of professional boats based on proven designs.

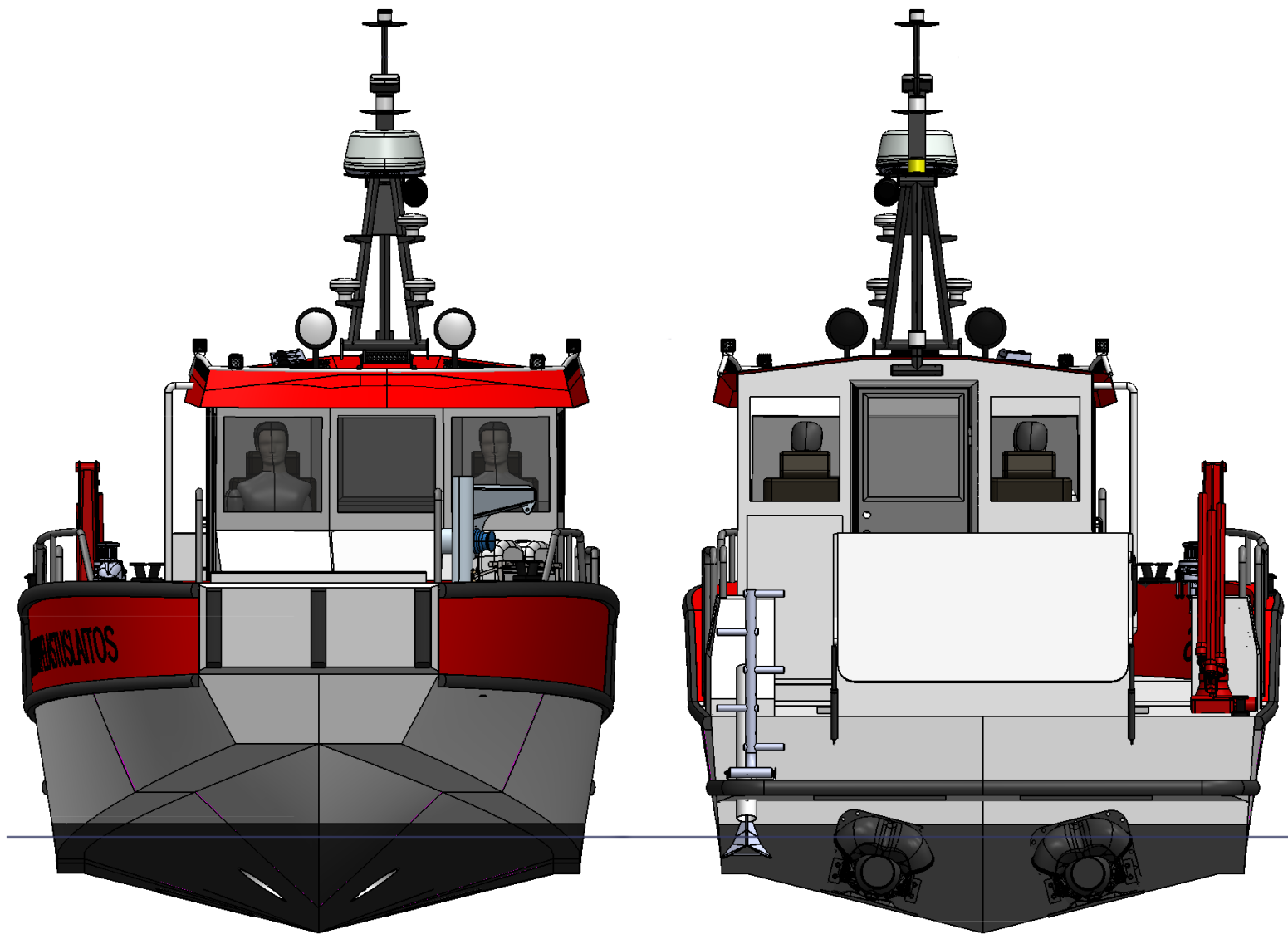

Main Dimensions:

APPLICATION	Fire Fighting & Oil Recovery
LENGTH	10 M
BEAM	3,6 M
ENGINE Range	2 x 250 - 350 HP
SPEED Range	25 - 35 KN

This boat is made with the following propulsions. However, each boat is customized according to customer requirements.



General Arrangement:









Oy Kewatec AluBoat Ab

Kokkola

*Isokarintie 1
FI-67900 Kokkola*

*+358 (0) 207 780 660
sales@kewatec.fi*

Porvoo

*Tolkkisten satamatie 5
FI-06750 Porvoo*

*Business ID:
FI19884459*

Bergen

*Martec AS, Sjødalsvegen 20
NO-5305 Florvåg*

www.kewatec.fi